

ENVIRONMENTAL PRODUCT DECLARATION

in accordance with ISO 14025, ISO 21930 and EN 15804

Owner of the declaration:	Saint-Gobain Sweden AB, Weber floor
Program operator:	The Norwegian EPD Foundation
Publisher:	The Norwegian EPD Foundation
Declaration number:	NEPD-1825-777-EN
Registration number:	NEPD-1825-777-EN
ECO Platform reference number:	-
Issue date:	02.09.2019
Valid to:	02.09.2024

weberfloor 140 nova

Saint-Gobain Sweden AB, Weber floor



www.epd-norge.no



General information

Product:

weberfloor 140 nova

Owner of the declaration:

 Saint-Gobain Sweden AB, Weber floor
 Contact person: Anders Anderberg
 Phone: +46 8 625 6105
 e-mail: anders.anderberg@weber.se

Program operator:

 The Norwegian EPD Foundation
 Pb. 5250 Majorstuen, 0303 Oslo
 Phone: +47 977 22 020
 e-mail: post@epd-norge.no
Manufacturer:

Saint-Gobain Sweden AB, Weber floor

Declaration number:

NEPD-1825-777-EN

Place of production:

Saint-Gobain Sweden AB, Weber, Vingåker

ECO Platform reference number:
Management system:

ISO 9001, ISO 14001

This declaration is based on Product Category Rules:

 CEN Standard EN 15804:2012+A1:2013 serves as core PCR.
 Requirements on the EPD for Mineral factory-made mortar.

Organisation no:

SE-556241-2592

Statement of liability:

The owner of the declaration shall be liable for the underlying information and evidence. EPD Norway shall not be liable with respect to manufacturer information, life cycle assessment data and evidences.

Issue date: 02.09.2019

Valid to: 02.09.2024

Declared unit:

1 kg weberfloor 140 nova

Year of study:

2018

Declared unit with option:

A1,A2,A3,A4

Comparability:

EPD of construction products may not be comparable if they not comply with EN 15804 and seen in a building context.

Functional unit:
Author of the Life Cycle Assessment:

 The declaration is developed using eEPD v3.0 from LCA.no
 Approval:
 Company specific data are:

Collected/registered by: Thomas Flycht

Internal verification by: Helene Wallgren

Verification:
Approved:

Independent verification of data, other environmental information and the declaration according to ISO14025:2010, § 8.1.3 and § 8.1.4

External

Third party verifier:


Sign



Senior Research Scientist, Anne Rønning

(Independent verifier approved by EPD Norway)

Sign



 Håkon Hauan
 Managing Director of EPD-Norway

Product

Product description:

Weberfloor 140 Nova is a fiber-reinforced normal-drying pumpable leveling compound for floors in housing, offices and public areas indoors. It is suitable as underlayment for most surface coverings such as tiles, vinyl flooring, linoleum flooring and floating parquetry. The product is moisture-resistant, slag and casein-free.

Product specification

The composition of the product is described in the following table:

Materials	
Binder	15-30%
Filler	25-50%
Aggregate	30-60%
Additives	<2%

Technical data:

weberfloor 140 nova is designed, produced and CE marked according to EN 13813

Market:

Scandinavian countries

Reference service life, product

>50 years

Reference service life, building

>50 years

LCA: Calculation rules

Declared unit:

1 kg weberfloor 140 nova

Cut-off criteria:

All major raw materials and all the essential energy is included. The production processes for raw materials and energy flows with very small amounts (less than 1%) are not included. These cut-off criteria do not apply for hazardous materials and substances.

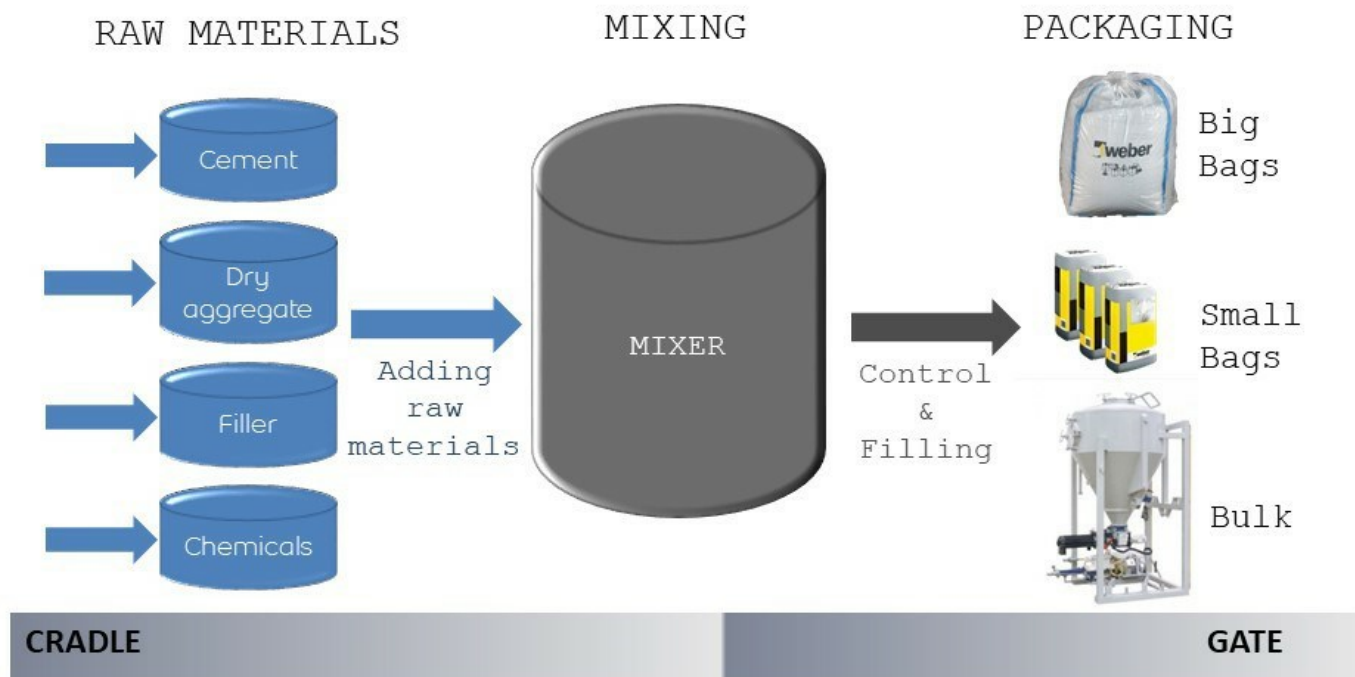
Data quality:

Specific data for the product composition are provided by the manufacturer. They represent the production of the declared product and were collected for EPD development in the year of study. Background data is based on registered EPDs according to EN 15804, Ostfold Research databases, ecoinvent and other LCA databases. The data quality of the raw materials in A1 is presented in the table below.

Materials	Source	Data quality	Year
Binder	EPD-BVG-20140073-IAG1-EN	EPD	2014
Cement	Kerneos SA	EPD	2014
Additives	ecoinvent 3.4	Database	2017
Aggregate	ecoinvent 3.4	Database	2017
Filler	ecoinvent 3.4	Database	2017
Cement	EPD-HCG-20190046-CAA1-EN	EPD	2019

System boundary:

All processes from raw material extraction to product transport to the construction site are included in the analysis (A1-A4). The flow chart below illustrates the system boundaries for the A1 to A3 part of the analysis.



Additional technical information:

The product is P-labeled by Research Institute of Sweden.

The consumption of the product is 1,7 kg / m² / mm.

The remaining powder and cured material may be disposed as construction waste to disposal or recycling.

LCA: Scenarios and additional technical information

The following information describe the scenarios in the different modules of the EPD.

Transport to market (A4) is calculated based on the default distance of 300 km from NPCR 009

Transport from production place to user (A4)

Type	Capacity utilisation (incl. return) %	Type of vehicle	Distance km	Fuel/Energy consumption	Unit	Value (l/t)
Truck	55,0 %	Truck, lorry over 32 tonnes, EURO 5	300	0,022823	l/tkm	6,85
Railway					l/tkm	
Boat					l/tkm	
Other Transportation					l/tkm	

Assembly (A5)			Use (B1)			
.	Unit	Value	.	Unit	Value	
Auxiliary	kg					
Water consumption	m ³					
Electricity consumption	kWh					
Other energy carriers	MJ					
Material loss	kg					
Output materials from waste treatment	kg					
Dust in the air	kg					
VOC emissions	kg					
Maintenance (B2)/Repair (B3)			Replacement (B4)/Refurbishment (B5)			
.	Unit	Value	.	Unit	Value	
Maintenance cycle*			Replacement cycle*			
Auxiliary			Electricity consumption	kWh		
Other resources			Replacement of worn parts			
Water consumption	m ³		* Described above if relevant			
Electricity consumption	kWh					
Other energy carriers	MJ					
Material loss	kg					
VOC emissions	kg					
Operational energy (B6) and water consumption (B7)			End of Life (C1, C2)			
.	Unit	Value	.	Unit	Value	
Water consumption	m ³		Hazardous waste disposed	kg		
Electricity consumption	kWh		Collected as mixed construction waste	kg		
Other energy carriers	MJ		Reuse	kg		
Power output of equipment	kW		Recycling			
			Energy recovery			
			To landfill	kg		
Transport to waste processing (C2)						
Type	Capacity utilisation (incl. return) %	Type of vehicle	Distance km	Fuel/Energy consumption	Unit	Value (l/t)
Truck					l/tkm	
Railway					l/tkm	
Boat					l/tkm	
Other Transportation					l/tkm	

LCA: Results

System boundaries (X=included, MND=module not declared, MNR=module not relevant)

Product stage				Construction installation stage	User stage								End of life stage				Beyond the system boundaries
Raw materials	Transport	Manufacturing	Transport	Assembly	Use	Maintenance	Repair	Replacement	Refurbishment	Operational energy use	Operational water use	De-construction demolition	Transport	Waste processing	Disposal	Reuse-Recovery-Recycling-potential	
A1	A2	A3	A4	A5	B1	B2	B3	B4	B5	B6	B7	C1	C2	C3	C4	D	
X	X	X	X	MND	MND	MND	MND	MND	MND	MND	MND	MND	MND	MND	MND	MND	

Environmental impact

Parameter	Unit	A1	A2	A3	A4
GWP	kg CO ₂ -eq	1,14E-01	1,35E-02	1,58E-02	2,62E-02
ODP	kg CFC11 -eq	1,03E-08	2,40E-09	3,65E-09	5,10E-09
POCP	kg C ₂ H ₄ -eq	2,46E-05	6,25E-06	5,41E-06	4,23E-06
AP	kg SO ₂ -eq	4,79E-04	1,80E-04	5,67E-05	8,51E-05
EP	kg PO ₄ ³⁻ -eq	6,27E-05	1,74E-05	1,05E-05	1,43E-05
ADPM	kg Sb -eq	1,11E-06	1,69E-08	1,15E-08	5,91E-08
ADPE	MJ	9,93E-01	1,90E-01	2,84E-01	4,11E-01

GWP Global warming potential; ODP Depletion potential of the stratospheric ozone layer; POCP Formation potential of tropospheric photochemical oxidants; AP Acidification potential of land and water; EP Eutrophication potential; ADPM Abiotic depletion potential for non fossil resources; ADPE Abiotic depletion potential for fossil resources

Reading example: 9,0 E-03 = 9,0*10⁻³ = 0,009

*INA Indicator Not Assessed

Resource use

Parameter	Unit	A1	A2	A3	A4
RPEE	MJ	7,59E-02	2,59E-02	1,58E-01	7,42E-03
RPEM	MJ	0,00E+00	0,00E+00	0,00E+00	0,00E+00
TPE	MJ	7,59E-02	2,59E-02	1,58E-01	7,42E-03
NRPE	MJ	1,26E+00	2,01E-01	2,86E-01	4,23E-01
NRPM	MJ	0,00E+00	0,00E+00	0,00E+00	0,00E+00
TRPE	MJ	1,26E+00	2,01E-01	2,86E-01	4,23E-01
SM	kg	4,19E-02	0,00E+00	0,00E+00	0,00E+00
RSF	MJ	2,07E-02	0,00E+00	0,00E+00	0,00E+00
NRSF	MJ	3,50E-01	0,00E+00	0,00E+00	0,00E+00
W	m ³	2,06E-03	4,80E-05	3,51E-05	9,98E-05

RPEE Renewable primary energy resources used as energy carrier; RPEM Renewable primary energy resources used as raw materials; TPE Total use of renewable primary energy resources; NRPE Non renewable primary energy resources used as energy carrier; NRPM Non renewable primary energy resources used as materials; TRPE Total use of non renewable primary energy resources; SM Use of secondary materials; RSF Use of renewable secondary fuels; NRSF Use of non renewable secondary fuels; W Use of net fresh water

Reading example: 9,0 E-03 = 9,0*10⁻³ = 0,009

*INA Indicator Not Assessed

End of life - Waste

Parameter	Unit	A1	A2	A3	A4
HW	kg	5,53E-06	1,34E-07	7,03E-05	2,25E-07
NHW	kg	4,60E-03	9,18E-03	1,19E-02	3,84E-02
RW	kg	INA*	INA*	INA*	INA*

HW Hazardous waste disposed; NHW Non hazardous waste disposed; RW Radioactive waste disposed

Reading example: 9,0 E-03 = 9,0*10⁻³ = 0,009

*INA Indicator Not Assessed

End of life - Output flow

Parameter	Unit	A1	A2	A3	A4
CR	kg	0,00E+00	0,00E+00	0,00E+00	0,00E+00
MR	kg	0,00E+00	0,00E+00	1,55E-04	0,00E+00
MER	kg	0,00E+00	0,00E+00	2,90E-04	0,00E+00
EEE	MJ	INA*	INA*	INA*	INA*
ETE	MJ	INA*	INA*	INA*	INA*

CR Components for reuse; MR Materials for recycling; MER Materials for energy recovery; EEE Exported electric energy; ETE Exported thermal energy

Reading example: 9,0 E-03 = 9,0*10⁻³ = 0,009

*INA Indicator Not Assessed

Additional Norwegian requirements

Greenhouse gas emissions from the use of electricity in the manufacturing phase

National production mix from import, low voltage (production of transmission lines, in addition to direct emissions and losses in grid) of applied electricity for the manufacturing process (A3).

Electricity mix	Data source	Amount	Unit
Renewable electricity with Guarantee of Origin from LOS (kWh)	Modified ecoinvent 3.4	60,20	g CO ₂ -ekv/kWh

Dangerous substances

The product contains no substances given by the REACH Candidate list or the Norwegian priority list.

Name	CASNo	Amount
Portland cement	689997-15-1	0-10%

Indoor environment

The product meets the requirements for low emissions and odour (M1) by EN15251: 2007 Appendix E

Bibliography

ISO 14025:2010 Environmental labels and declarations - Type III environmental declarations - Principles and procedures.





ISO 14044:2006 Environmental management - Life cycle assessment - Requirements and guidelines.

EN 15804:2012+A1:2013 Environmental product declaration - Core rules for the product category of construction products.

ISO 21930:2017 Sustainability in buildings and civil engineering works. Core rules for environmental product declarations of construction products.

ecoinvent v3, Alloc Rec, Swiss Centre of Life Cycle Inventories.

Iversen et al., (2018) eEPD v3.0 - Background information for EPD generator system.

 epd-norge.no The Norwegian EPD Foundation	Program operator and publisher The Norwegian EPD Foundation Post Box 5250 Majorstuen, 0303 Oslo 0303 Oslo Norway	Phone: +47 977 22 020 e-mail: post@epd-norge.no web: www.epd-norge.no
	Owner of the declaration Saint-Gobain Sweden AB, Weber floor Box 415 SE-19162 Sollentuna	Phone: +46 8 625 6105 Fax: e-mail: anders.anderberg@weber.se web: www.weber.se
	Author of the Life Cycle Assessment LCA.no AS Dokka 1C 1671 Kråkerøy	Phone: +47 916 50 916 Fax: e-mail: post@lca.no web: www.lca.no
	Developer of EPD generator LCA.no AS Dokka 1C 1671 Kråkerøy	Phone: +47 916 50 916 e-mail: post@lca.no web: www.lca.no